



Civilian Face Mask

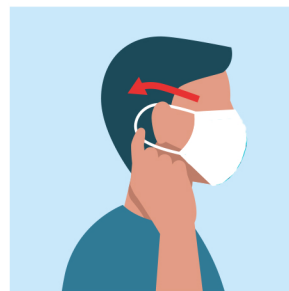
Instructions For Use



1. Wash hands before putting on the mask



2. Place the nose clip on the bridge of your nose




3. Fix the straps behind your ears



4. Cover mouth and nose completely and make sure the mask fits tight



5. Press the nose clip firmly against the bridge of your nose



6. Remove the mask with clean hands from behind the ears




7. Dispose of the mask in a closed container without touching the front of the mask



8. Correctly applied mask



9. Do not touch the mask while wearing



10. Replace the mask when it becomes wet, do not use again.